

The Retire Funds™ Retire 2035 Fd Cl II

Portfolio Date: 12/31/2017
www.theretirefunds.com

Maintained by: TD Ameritrade Trust Company

Fund Profile

CUSIP	33773R874
Morningstar Category	US SA Target-Date 2035
Manager Name	Management Team
Base Currency	US Dollar

Fee/ Expense

Net Expense Ratio	0.79
Fee per \$1,000	\$7.90

*Fee per \$1,000 is assuming no return and based on total net expense for one year

Operations Information

Net Assets - Share Class	20,000
Inception Date	8/31/2007
Turnover Ratio %	15.36

*No commissions or redemption fees charged for purchases and sales of interests in the fund

Portfolio Construction

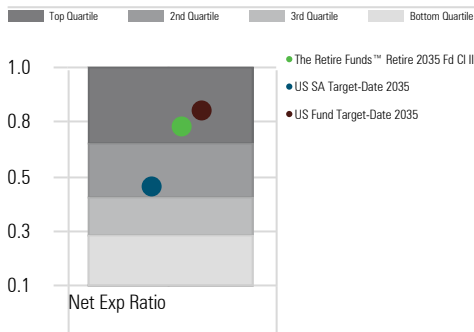
This Fund may be appropriate for investors who will retire or will begin withdrawing portions of their investment in the Fund's target year- 2035. The Fund primarily invests in a combination of U.S. and non-U.S. stocks and bonds, REITs, and cash equivalents through mutual funds, commingled funds, exchange-traded funds, individual securities and money market vehicles. Under normal circumstances, this Fund's strategic asset class targets include: 27% (+/- 12%) Fixed Income, 34% (+/- 9%) U.S. Equity, 29% (+/- 8%) International Equity, 7% (+/- 3%) REITs, and 3% Cash Equivalents.

Investment Philosophy

The Retire Funds seek to balance capital growth and preservation by constructing diversified multiple asset class portfolios that are customized to correspond to an individual's estimated date of retirement. There are six target date funds in the Retire Funds series: Income, 2015, 2025, 2035, 2045, and 2055. Each target date fund's asset allocation is designed to become more conservative and automatically adjust over time as the estimated retirement date approaches. Segal Rogerscasey's goal is to help individual investors save for retirement through one fund that combines a sophisticated and forward-looking asset allocation approach with institutionally-oriented and best-in-class investment managers.

Expense Relative to Peer Group

Peer Group (5-95%): Separate Accounts/CITs - U.S. - Target-Date 2035



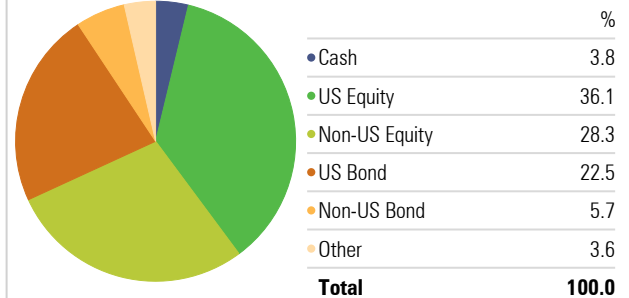
Top Holdings

Portfolio Date: 12/31/2017

Asset Name	Port %
Fidelity® Total Market Index Premium	14.44
Hartford Schroders International Stk I	11.41
Dodge & Cox International Stock	11.23
Vanguard Inflation-Protected Secs I	8.51
T. Rowe Price Instl Large Cap Growth	8.09
LSV Conservative Value Equity	6.87
Vanguard REIT Index Investor	6.54
BrdwnGLB Global Opportunities Bond IS	4.98
Dodge & Cox Income	4.64
Goldman Sachs Core Fixed Income Instl	4.51

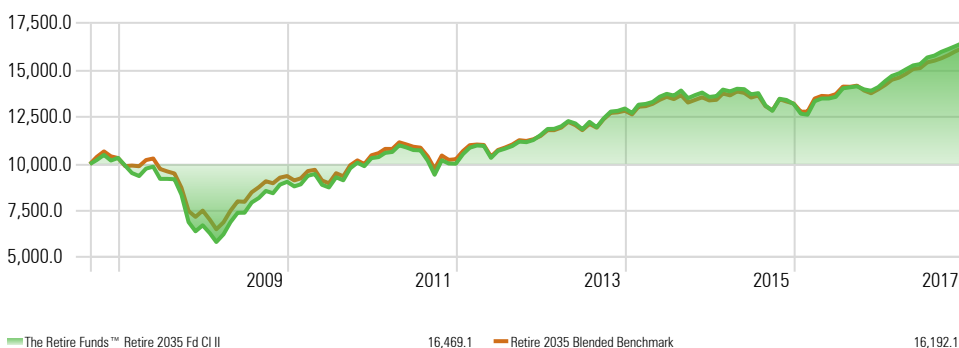
The Retire Funds™ Retire 2035 Fd Cl II - Asset Allocation (US)

Portfolio Date: 12/31/2017



Investment Growth of \$10,000

Time Period: 9/1/2007 to 12/31/2017



*Blended Index Developed and Maintained by TD Ameritrade

Trailing Returns - Investment & Benchmark

	YTD	1 Year	3 Years
The Retire Funds™ Retire 2035 Fd Cl II	16.70	16.70	6.63
Retire 2035 Blended Benchmark	15.71	15.71	6.51

Risk & Return Since Inception

	Inv	Bmk1
Return	4.95	4.77
Std Dev Population	12.85	11.31
Downside Deviation	2.21	0.00
Alpha	-0.21	0.00
Beta	1.12	1.00
R2	96.42	100.00
Sharpe Ratio (arith)	0.35	0.38
Tracking Error	2.78	0.00

Principal Risk

Performance information reflects past performance and does not guarantee future results. All returns are net of any fees that accrued within the fund, for more information on the fees please visit the fund's web page noted above. Investment return and principal value will fluctuate such that shares, when redeemed, may be worth more or less than their original cost. All returns that exceed 12 months are annualized.

Investment Products: Not FDIC Insured - No Bank Guarantee - May Lose Value

Trustee: TDA7660

Subadvisor



Segal Rogerscasey
333 West 34th Street
NY, NY 10001
T: 212-251-5900

